

How to set up a Sponsor's Showcase

Status as of 15 February 2022



©www.woodmonkey.be



DESIGN,
AUTOMATION
AND TEST
IN EUROPE


THE EUROPEAN EVENT FOR ELECTRONIC SYSTEM DESIGN & TEST

ONLINE CONFERENCE

14 – 23 MARCH 2022



Virtual Conference Platform (basics)

- ✓ DATE 2022 is hosted on a web-browser based virtual conference platform.
- ✓ The platform works best with Google Chrome  but other web browsers work as well. Using Internet Explorer/Microsoft Edge is not recommended.
- ✓ Virtual sessions on the platform are realised via **zoom**, a tool for video communication. The latest version has to be installed on your computer.
 - ✓ Make sure you are allowed to install/update applications on the computer you will be using for the live session.
 - ✓ If using a MAC computer, please find detailed instructions on the ZOOM installation [here](#).

Before the conference – Register for DATE 2022

- ✓ All participants are requested to register for DATE 2022 via the online registration form so that access to the virtual conference platform can be granted:

Register here: <https://www.date-conference.com/registration>

- ✓ Kindly note that access to the virtual conference platform can only be generated after registration via the online form linked above.
- ✓ If complimentary conference registrations are included in your sponsorship package, you can find all registration information in the sponsorship agreement.
- ✓ In case of any questions, please contact date-registration@kitdresden.de

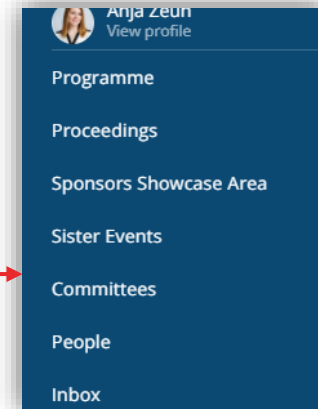

Accessing the virtual conference platform

- ✓ All participants who registered for DATE 2022 will receive their personal access data to the virtual conference platform via email starting in February 2022.
- ✓ Alternatively, the virtual conference platform can be reached via this link:
<https://virtual22.date-conference.com/>
- ✓ Upon accessing the link, you will be asked to claim your account/log in to see relevant content.
- ✓ Test if you can easily log in to the virtual conference platform and access all relevant content before the conference, using the log in data received via email. In case of any questions, please contact

date@kitdresden.de

Virtual conference platform – menu/starting page


- ✓ Once logged in, you will find yourself on the starting page of the virtual conference platform where you can navigate by either
 - ✓ clicking on the corresponding areas on the starting page



- ✓ OR using the flyout menu in the top left corner of the starting page

Virtual conference platform – visit sponsors showcase area

- ✓ Sponsors can be reached in the sponsors showcase area by either
 - ✓ clicking on the corresponding area on the starting page



- ✓ OR using the flyout menu in the top left corner of the starting page

Virtual conference platform – menu

- ✓ To manage your virtual showcase, please select „Edit my organization“ in the „Account“ dropdown menu.

The screenshot displays the top navigation bar of the virtual conference platform. On the left is the DATE 22 logo. The main navigation menu includes: Welcome, Programme, Proceedings, Sponsors Showcase Area, Sister Events, Comm, My Agenda, and Inbox. The user profile 'Anja Zeur' is shown with a dropdown arrow. The dropdown menu is open, listing: Edit my profile, Edit my organization (circled in red), About App, and Logout. Below the navigation bar, there is a 'SEE ALL' link, a 'LEAVE YOUR CARD' button, and a 'MESSAGE' button. A banner for the DATE 22 online conference is visible, featuring the text 'DATE 22 DESIGN, AUTOMATION AND TEST IN EUROPE' and 'ONLINE CONFERENCE 14 - 23 MARCH 2022'.

Virtual Showcase – Edit my organization

- ✓ You are now in the "Backend" area of your virtual showcase.
- ✓ Here you can enter relevant information, upload logos and/or files.

The screenshot displays the 'Organization Details' page in a virtual showcase backend. At the top, there are navigation tabs: 'Basics' (selected), 'Leads (0)', 'Visits (0)', 'Analytics', 'Polls', and 'Content Assets'. The main content area is titled 'Organization Details' and contains the following sections:

- Name:** A text input field containing 'K.I.T. Group Dresden'.
- Logo:** A field showing a preview of a logo file named 'K.I.T. Dresden - Kopie.png' with edit and delete icons. Below it, a note states: 'Please upload a JPG or PNG file of minimum 300x300px size'.
- Header Banner:** A field showing a preview of a banner image named 'Date2022_Kopfzeile' with edit and delete icons. Below it, a note states: 'Please upload a JPG or PNG file of minimum 1170x145px size. It will only be displayed if you have the Organization Header Banner widget on the organization details page.'
- Description:** A rich text editor with a toolbar containing icons for bold (B), italic (I), underline (U), strikethrough (X), link (X), bulleted list, numbered list, indent, outdent, and link. Below the toolbar are icons for image and quote.

At the bottom of the description field, the text 'DATE is a leading international event and unique networking opportunity for design and engineering of Systems-on-Chip' is visible, followed by an upward-pointing arrow icon.

Virtual Showcase – Backend

- ✓ “Manage your Team”: **Please do not use the "New Member" function.** We will be happy to assist you if you want to add further representatives to your virtual showcase. Feel free to contact us at date@kitdresden.de!

The screenshot displays the backend interface for a virtual showcase. At the top, there is a navigation bar with tabs: Basics (selected), Leads (0), Visits (0), Analytics, Polls, and Content Assets. Below this, the interface is divided into two main sections.

Organization Details: This section contains a form for entering organization information. The "Name" field is filled with "K.I.T. Group Dresden". Below it, the "Logo" section shows a preview of a logo file named "K.I.T. Dresden - Kopie.png" with edit and delete icons. A note below the logo field states: "Please upload a JPG or PNG file of minimum 300x300px size".

Manage your Team: This section provides instructions: "Learn more about [managing your organization](#) and [Talk Now](#) from our knowledge base articles." Below the text, there is a list of team members. One member, Kathleen Schäfer, is shown with a profile picture icon that has a red 'x' over it. To the right of the list is a "New Member" button, which is also marked with a large red prohibition sign (a circle with a diagonal slash), indicating that this function should not be used.

Virtual Showcase – Backend vs Frontend

- ✓ To switch back and forth between the backend and the frontend views, simply click on "Back to organization details" (from backend) or "Manage" (from frontend)

Backend

The screenshot shows the backend interface for K.I.T. Group Dresden. At the top left is the K.I.T. Dresden logo. To its right, a button labeled "↑ BACK TO ORGANIZATION DETAILS" is circled in red. Below the logo is the text "K.I.T. Group Dresden" and a "SPONSOR" badge. A navigation bar contains "Basics", "Leads (0)", "Visits (0)", "Analytics", "Polls", and "Content Assets". The main section is titled "Organization Details" and contains a "Name" field with the text "K.I.T. Group Dresden" and a "Logo" section with a file upload area showing "K.I.T. Dresden - Kopie.png" and a note: "Please upload a JPG or PNG file of minimum 300x300px size".

Frontend

The screenshot shows the frontend view for K.I.T. Group Dresden. At the top right, there are two buttons: "LEAVE YOUR CARD" and "MANAGE". The "MANAGE" button is circled in red, with a red arrow pointing from it to the "↑ BACK TO ORGANIZATION DETAILS" button in the backend screenshot. The main header includes "Welcome", "Programme", "Proceedings", and "Sponsors Showcase Area". Below this is a "← SEE ALL" link and another "LEAVE YOUR CARD" button. The main content area features a "DATE 22" banner for "DESIGN, AUTOMATION AND TEST IN EUROPE" (ONLINE CONFERENCE, 14 - 23 MARCH 2022). Below the banner is the K.I.T. Dresden logo and "SPONSOR" badge. A sidebar on the right shows "Conversation", "Staff", "Files", and "Polls". The "Files" section lists "Antwerp" and "Date2022".

Virtual Showcase – Backend vs Frontend

Backend

Basics Leads (0) Visits (0) Analytics Polls Content Assets

Organization Details

Name
K.I.T. Group Dresden

Logo
K.I.T. Dresden - Kopie.png

Please upload a JPG or PNG file of minimum 300x300px size

Header Banner
Date2022_Kopfzeile

Please upload a JPG or PNG file of minimum 1170x145px size. It will only be displayed if you have the Organization Header Banner widget on the organization details page.

Description

DATE is a leading international event and unique networking opportunity for design and engineering of Systems-on-Chip, Systems-on-Package, Systems-on-Board and Embedded Systems

Tags
Select an option or enter your own...

Links
http://www.date-conference.com

Frontend

DATE 2022 DESIGN, AUTOMATION AND TEST IN EUROPE

ONLINE CONFERENCE 14 - 23 MARCH 2022

K.I.T. Group Dresden

DATE is a leading international event and unique networking opportunity for design and engineering of Systems-on-Chip, Systems-on-Package, Systems-on-Board and Embedded Systems Software.

The conference addresses all aspects of research into technologies for electronic and (embedded) systems engineering. It covers the design process, test, and tools for design automation of electronic products ranging from integrated circuits to distributed large-scale systems. This includes both hardware and embedded software design issues. The conference scope also includes the elaboration of design requirements and new architectures for challenging application fields such as telecom, wireless communications, multimedia, healthcare and automotive systems.

Bringing Ideas & Visions to Life - Planning in the Bac...

IT IS THE PLANNING WHICH MAKES THE DIFFERENCE

Ansehen auf YouTube

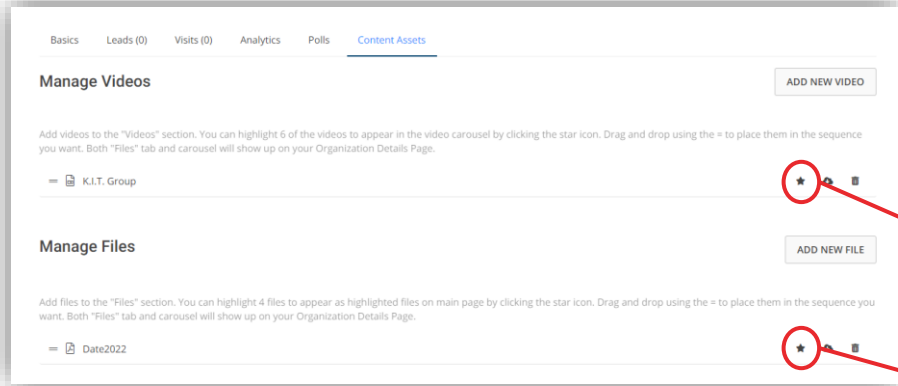
DATE 2022

Links
http://www.date-conference.com

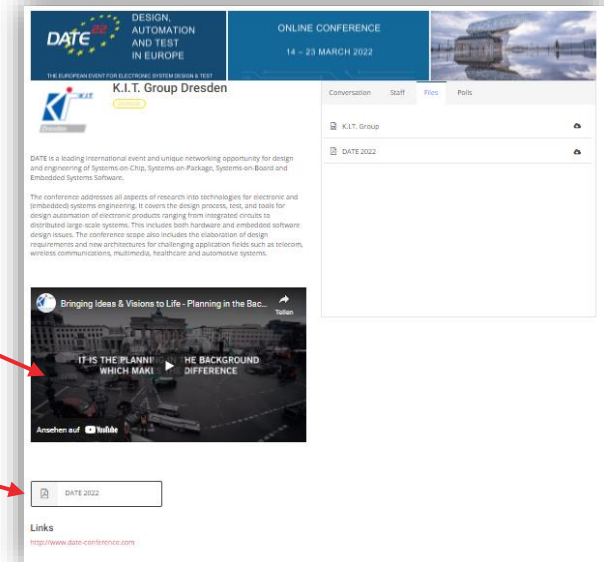
Virtual Showcase – Video/File Upload

- ✓ Uploaded videos/files appear in the „files“ tab.
- ✓ By clicking the star icon when the video/file is uploaded, you can highlight your linked / uploaded videos / files to appear in the video carousel (below the company description) / to appear above links.

Backend



Frontend

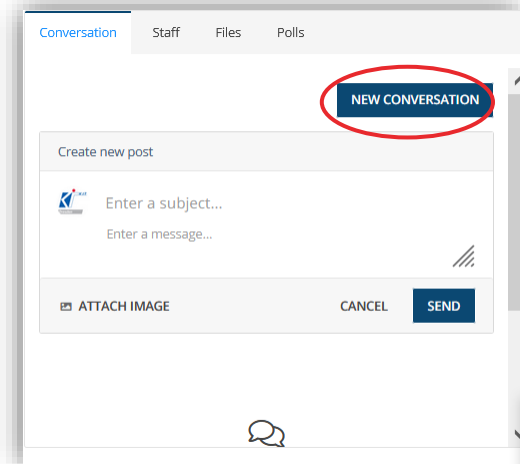
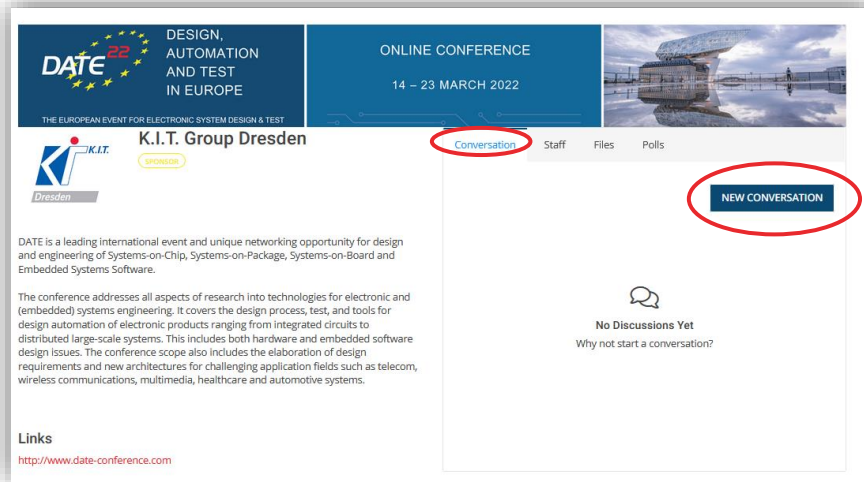


Virtual Showcase „Equipment“ - Requirements

Logo	JPEG or PNG file (min. 300 x 300 px)
Banner	JPEG or PNG file (min. 1170 x 145 px)
Description	The currently displayed content was taken from your company profile on the DATE website. If you wish to make changes/additions, you are welcome to edit this manually. Kindly note that the company profile on the DATE website is not synchronised with the changes on the virtual conference platform and remains unchanged regardless of updated made in line with "equipping" the virtual showcase.
Links	The currently displayed content was taken from the company profile on the DATE website. Kindly note that the company profile on the DATE website is not synchronised with the changes on the virtual conference platform and remains unchanged regardless of updated made in line with "equipping" the virtual showcase.
Files/ Videos	<p><u>Files:</u> PDF's, images etc. ...</p> <p><u>Videos:</u> The platform accepts links from the following providers: Youtube/ Facebook/ Vimeo/ Wistia/ Videopress/ Livestream/ IBM/ Twitch/ DailyMotion/ VidYard/ Soundcloud (audio files)</p>

Virtual Showcase – Networking

- ✓ On your virtual showcase you have the option of a (public) chat function to interact with participants.
- ✓ Please note: This chat can be viewed and commented by all registered participants. You are welcome to add a short "Welcome" message as a greeting.



Virtual Showcase – Networking

- ✓ Virtual showcase visitors may share their contact details with you by using the “Leave your card” function.

← SEE ALL

DATE 22 DESIGN, AUTOMATION AND TEST IN EUROPE
THE EUROPEAN EVENT FOR ELECTRONIC SYSTEM DESIGN & TEST

ONLINE CONFERENCE
14 – 23 MARCH 2022

K.I.T. Group Dresden
SPONSOR

Conversation Staff Files Polls

Kathleen Schäfer
K.I.T. Group GmbH Dresden

DATE is a leading international event and unique networking opportunity for design and engineering of Systems-on-Chip, Systems-on-Package, Systems-on-Board and Embedded Systems Software.

The conference addresses all aspects of research into technologies for electronic and (embedded) systems engineering. It covers the design process, test, and tools for design automation of electronic products ranging from integrated circuits to distributed large-scale systems. This includes both hardware and embedded software design issues. The conference scope also includes the elaboration of design requirements and new architectures for challenging application fields such as telecom, wireless communications, multimedia, healthcare and automotive systems.



Leave your card X

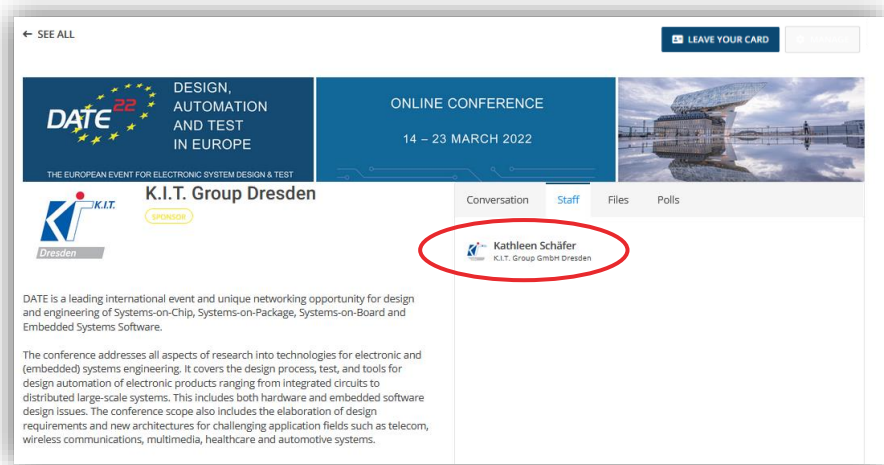
Your full profile, including email address and phone number (if provided), will be shared.

You can optionally include a message

LEAVE CARD

Virtual Showcase – Networking

- ✓ All showcase representatives are listed in the “Staff” tab.
- ✓ Virtual showcase visitors may send a private message to one of the representatives by clicking on their name in the list.




← SEE ALL LEAVE YOUR CARD

DATE 22 DESIGN, AUTOMATION AND TEST IN EUROPE
THE EUROPEAN EVENT FOR ELECTRONIC SYSTEM DESIGN & TEST

ONLINE CONFERENCE
14 – 23 MARCH 2022


K.I.T. Group Dresden
SPONSOR

Conversation **Staff** Files Polls


 Kathleen Schäfer
K.I.T. Group GmbH Dresden

DATE is a leading international event and unique networking opportunity for design and engineering of Systems-on-Chip, Systems-on-Package, Systems-on-Board and Embedded Systems Software.

The conference addresses all aspects of research into technologies for electronic and (embedded) systems engineering. It covers the design process, test, and tools for design automation of electronic products ranging from integrated circuits to distributed large-scale systems. This includes both hardware and embedded software design issues. The conference scope also includes the elaboration of design requirements and new architectures for challenging application fields such as telecom, wireless communications, multimedia, healthcare and automotive systems.



Welcome

 Kathleen Schäfer
K.I.T. Group GmbH Dresden

SEND MESSAGE

Virtual Showcase – Statistics

- ✓ Statistics of your showcase visits can be found in the backend of your showcase in the tabs “Leads”, “Visits” and “Analytics”.
- ✓ The “Leads” tab lists all visitors who used the “Leave your card” function.
- ✓ The “Visits” tab lists all visitors who looked at your showcase.
- ✓ The “Analytics” tab summarises relevant statistics about your showcase.

Overview				DOWNLOAD .CSV	
Booth Visitors		Conversation		Content consumption	
Average Booth Visit Duration ?	0	Chat Messages ?	0	File/Document Total Views ?	0
Booth Visits ?	0	Private Meetings ?	0	Link Clicks ?	0
Unique Booth Visitors ?	0	Private Messages ?	0	Video Avg. View Duration ?	0
Leads ?	0			Video Total Views ?	0

Further Questions?

If you need any assistance with the setup of your virtual showcase or have any further questions, please do not hesitate to contact us at

date@kitdresden.de

Thank you for your participation and contribution to

